



Beginner's Guide To Italic Calligraphy

Skillshare - What is Italic Calligraphy?

Italic script is a semi-cursive, slightly sloped style of handwriting and calligraphy that was developed during the Italian Renaissance during a period spanning the 14th to 16th centuries.

It is one of the most popular and versatile styles used in contemporary Western calligraphy, and is often one of the first scripts learned by beginners.

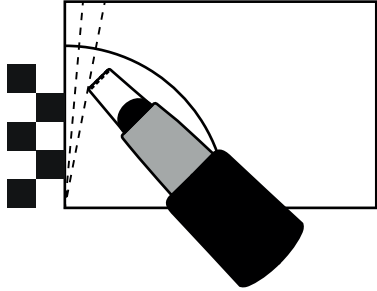
Italic is not one style, it is many. The class today will focus specifically on a formal, narrow, sharpened italic style. This is just a departure point! Italic calligraphy can express a broad range of emotions. Italics can be much rounder, narrower, wider, fatter and thinner than in the exemplar here. They can look very traditional or very contemporary. Once you get to grips with this style I would encourage you to experiment with a variety of tools and approaches.

I've chosen italic as a starting point because I think it's a great way to understand the broad nib pen, which is an incredibly versatile tool. Many styles, including Blackletter and Uncial, are drawn using this tool. A grounding in Italic calligraphy will translate very well to learning many other styles.

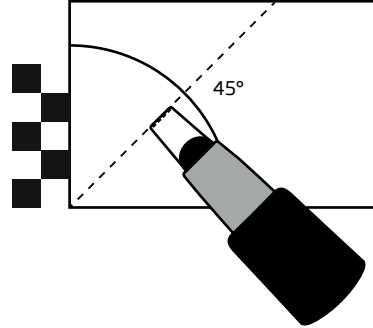


Greetings!

Italic styles normally slope between 5-11° from vertical.



Pen should be held at a 45° angle to the baseline.


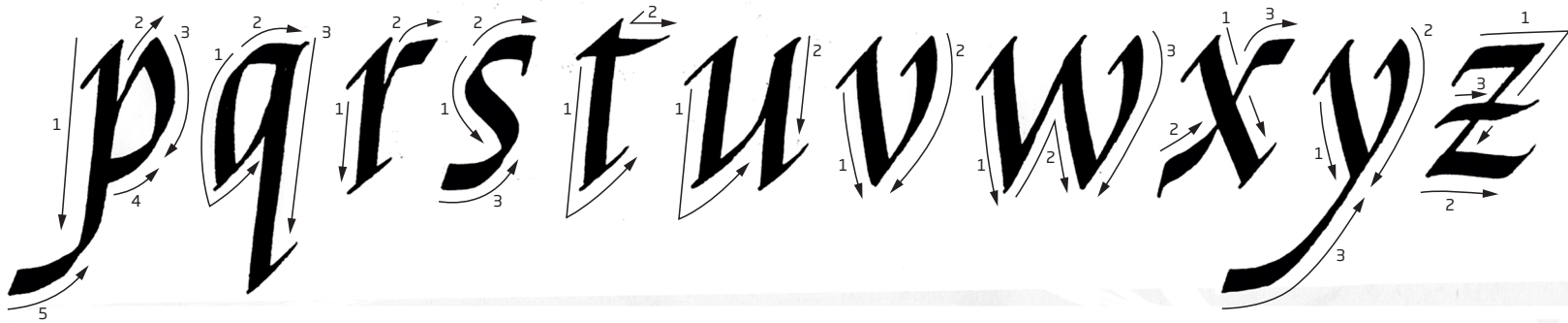


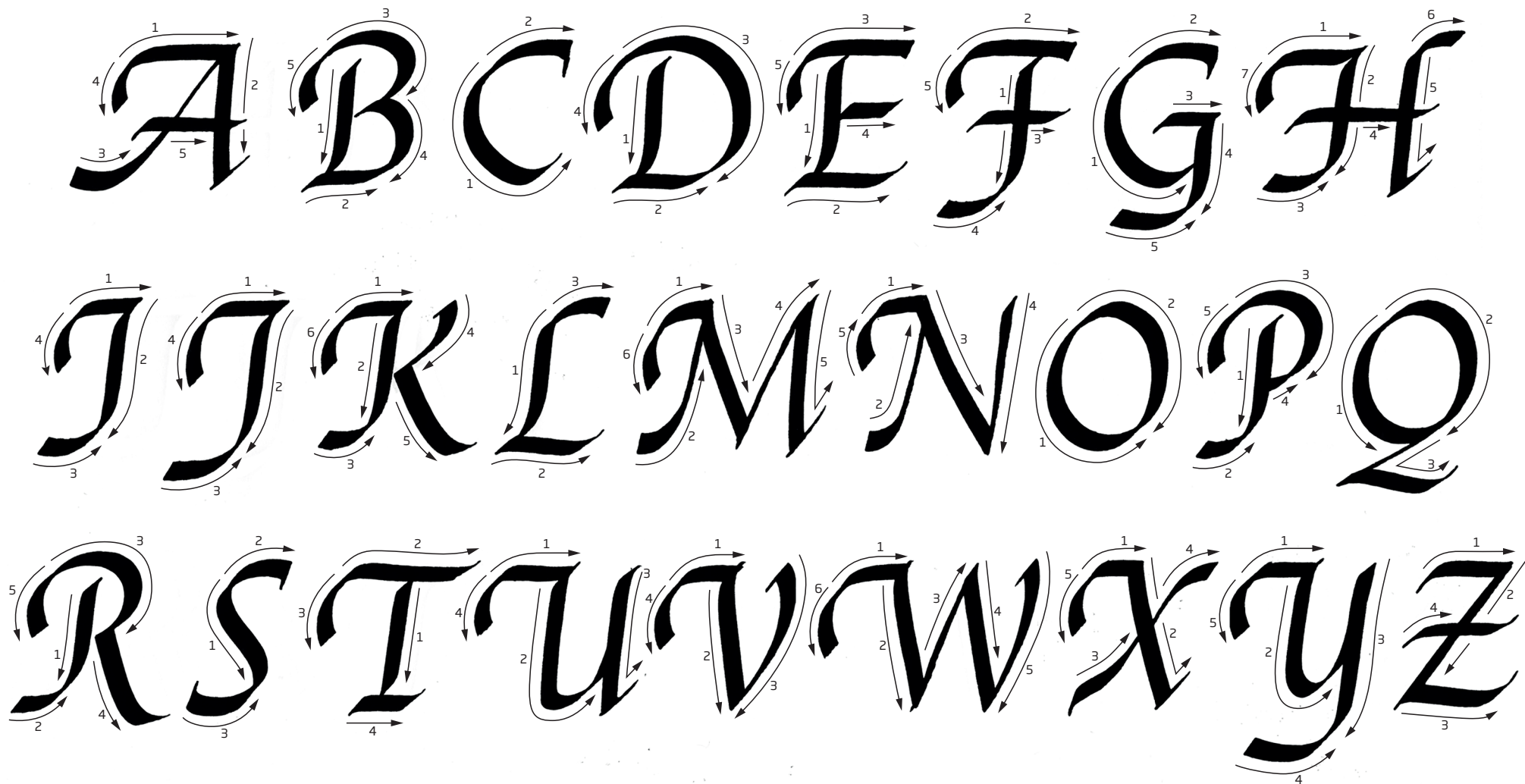
Proportions of letterforms are based on nib widths. In this italic style the x-height is 5 nib widths high, the capitals are 7 nib widths high.



The quick brown fox jumps over the lazy dog.

[illegible]





Skillshare - The best way to learn lowercase is studying and practising these groups of related forms.

All these letters are based on the letter 'o'.

o c e g s

All these letters are based on the letter 'n'.

n m r h k b p

All these letters are based on the letter 'u'.

u y a d g q l t


All these letters need to match.

Flatten pen angle to roughly 30° for crossbar on 'f' and 't'.

f i j v w x y z

Skillshare - Joining letters - Some letter combinations are awkward and it makes sense to join them as shown in the the examples below.

tt ft rv ffi



Gabriela

Reese

Sarah

Beyoncé

Bashar

Reese

Miyuki